


ET232

User Guide



Important Safety Information Inside
PLEASE READ BEFORE USING!



IMPORTANT SAFETY INFORMATION

Please Read This Entire Section Before Using!

CAUTION!

Electrostimulation (e-stim) devices may cause serious harm. Certain persons should not use any e-stim device.

ALL USERS MUST READ THIS SECTION BEFORE ATTEMPTING E-STIM!

If you have any concerns or questions, consult a qualified physician and ErosTek first.

IMPORTANT! E-stim devices are NOT for use by or on anyone with implanted electronic devices (i.e. pacemakers, defibrillators, drug pumps, etc.), heart problems, heart disease, epilepsy, brain disorders, nervous system disorders, a history of strokes or seizures, serious skin problems or similar medical conditions. Not for use by pregnant women, women who might be pregnant, or anyone under the age of 18. Keep away from children. Current passed through the heart, neck or head can be fatal.

Only healthy consenting adults who have read and understand all supplied information, warnings and operating instructions should use ErosTek products. If excessive or unusual soreness, numbness, pain, skin irritation or other conditions develop, discontinue use and consult a qualified physician and ErosTek immediately.

Not unlike a sharp knife or hazardous power tool, e-stim devices may cause harm. By using any ErosTek product you acknowledge erotic e-stim has associated risks.

If you are unwilling to accept these risks, or are someone who should not use any e-stim device, please contact ErosTek and your dealer to arrange for a full refund.

Always follow these safety instructions to reduce e-stim risks:

Make all connections and disconnections with the device turned off. Keep all connections and electrodes below the waist and always avoid running current through the heart area. Touching an electrode or connection with the device on may run current through the heart area. Use only attachments and accessories designed for safe e-stim. Electrodes should have at least 0.5 square inches (3.2 sq cm) of surface area (the size of a nickel) against the skin.

Do not use body piercings or electrodes containing toxic materials such as lead.

Consider what effects muscle contraction might have. For example, it's not a good idea to use electrodes on the legs of a standing person. The stimulation could make them fall.

Use care in operating the device until you're familiar with it. E-stim can cause muscle contractions and sudden stimulation at high levels can cause injury. If using a device on someone else, use it on yourself first until you're thoroughly familiar with it. Always start stimulation with the level(s) turned all the way down and increase the level slowly.

Only use a stimulation device on one person at a time.

Do not use erotic e-stim devices for more than 3 hours total per week. ErosTek products must not be used to treat any medical condition.

Do not operate a motor vehicle or dangerous equipment while using e-stim devices. Do not use e-stim devices while sleeping, bathing, swimming or in very wet conditions.

Do not use a stimulation device on someone else when that person is unable to respond (provide feedback) if there's a problem.

Never attempt to disassemble, repair or modify your e-stim equipment. Use only the AC adapter and/or type of battery specified for your device. Make all connections to the proper jacks. Connected equipment may be damaged if plugged into the wrong jacks.

Use Agreement:

Use of the enclosed product(s) indicates full acceptance by the Purchaser of this Use Agreement. Purchaser acknowledges erotic e-stim has associated risks and agrees to be bound by all terms and conditions of this Use Agreement.

Limitation of Liability:

Purchaser assumes all risk and liability for loss, damage or injury to Purchaser, others and property arising out of the use, misuse or inability to use ErosTek and/or SexTek product(s) (the "Product"). ErosTek, SexTek and their related companies, members, agents, employees, affiliates and consultants (collectively the "Manufacture") will in no event be liable to Purchaser, or any persons or entity claiming through Purchaser, for any direct, indirect, consequential, incidental or other damages under any theory of law for any use, misuse or inability to use the Product even if the Manufacture was aware of the possibility of such damages.

Indemnity:

Purchaser hereby releases, and agrees to indemnify and hold harmless, the Manufacture from any and all claims, demands, causes of actions, liabilities, damages, costs and expenses, including reasonable attorneys' fees, arising out of the use, misuse or inability to use the Product.

Binding Arbitration:

Purchaser agrees that any claim or dispute arising out of use, misuse or inability to use the Product shall be submitted to an independent and objective arbitrator for binding arbitration. The Purchaser agrees binding arbitration shall be the sole remedy for any claim and they expressly waive their right to file a lawsuit in any civil court seeking remedies from the Manufacture except to enforce a legally binding arbitration decision.

Non-Acceptance:

The Purchaser may return the unused product(s) for a full refund without penalty if they do not accept this Agreement.

1 — INTRODUCTION

The ET232 is a unique device offering advanced waveform technology in a small, easy to use package. **Before going any further, please make sure you have read the preceding IMPORTANT SAFETY INFORMATION starting on Page 2.**

The ET232 uses the same principles as popular muscle stimulation devices and should be used with care. The ET232 uses a special waveform made up of high frequency pulses. The resulting current stimulates the nerves and muscles in unique ways and flows between a pair of contacts (often called electrodes) connected to each channel of the ET232.

Some erotic e-stim accessories have a pair of contacts built in. These can be easily identified as they either will plug right into the ET232 or they have two connections points. Other electrodes only have a single connection and must be used in pairs. The leads supplied with the ET232 work with many popular erotic accessories.



3 — CONNECTIONS & SAFETY

Like many things in life, electrostimulation is not without risks. E-stim must be performed properly and is not suitable for some people. **Read the IMPORTANT SAFETY INFORMATION starting on Page 2 before using your ET232.**

In general, e-stim should only be performed below the waist to avoid passing current through the heart, neck or head areas. Always turn the ET232 off when making, changing, or removing connections. The ET232 should only be used with accessories and electrodes designed for safe e-stim. Never make connections to body jewelry, needles or other electrodes with extremely small surface areas. Do not use electrodes made of toxic materials.

If you intend to connect the ET232 to someone else, you should experiment with it on yourself before connecting it to them. Never connect a single channel to more than one person at a time.

The ET232 has two output jacks labeled Out A and Out B. These accept a 3.5mm (1/8") mini plug which is the same connector used for most erotic e-stim devices and accessories. It's best to use the wire leads that come with your ET232 or other leads with a right-angle style connector. **Straight plugs can put a lot more sideways force on the jack inside the ET232 and may cause damage if handled roughly.** Connector damage is not covered under warranty.

There is a hole labeled "mic" in between the 12VDC adapter input and Out B. **This is not a jack!** It is an opening through which sounds from the immediate area are sensed by the internal microphone. This microphone is used in the audio modes as long as an external audio source is not connected via the "audio / link" jack.

You'll need erotic accessories or electrodes that allow the ET232 to be connected to the body. A wide variety of erotic electrodes are available and selection is a matter of gender and personal preference. Your ET232 dealer can assist you in choosing the most appropriate accessories.

4 — MODES

The ET232 offers 15 modes (stimulation routines). They are easily selected using the Mode Control located in the lower center section of the front panel. When you change modes, the ET232 slowly ramps the level up over a few seconds to gently ease into the new mode. This prevents any sudden surprises.

The **MA** or **MultiAdjust** knob generally controls one or more aspects of the current mode, as described in the right hand column of the chart below.



MA = MultiAdjust

MultiAdjust

Speed of waves

WAVES - Constantly varying sensations that are different but coordinated between the channels... Sometimes the surf gets wild, sometimes it's calm...

INTENSE - Provides an unmodulated waveform that either toggles between the channels or is on full time in both channels. MA adjusts the pulse frequency with the highest frequency at the 12-o'clock position. The left of the MA range toggles the channels while the right half is steady on.

Pulse Frequency and Toggle/Steady

RANDOM - Never the same twice. Provides sensations similar to waves but with more variety and changing themes.

No Effect

AUDIO SOFT - Picks up even a whisper! Best used for BDSM play to give the sub a desire to remain quiet or to pick up soft music or speech. Must be used in quiet area. The output is the same in both channels.

No Effect

AUDIO LOUD - Like Audio Soft but provides adjustable audio sensitivity so you can control how loud of sounds are picked up by the microphone. Can also be used with an external audio input connected to the Link/Audio jack.

Audio Sensitivity

4 — MODES *(continued)*

MultiAdjust

AUDIO/WAVES - This mode features a split with Audio Soft on Channel A and Waves on Channel B

Audio
Sensitivity

USER MODE - A custom user selected stimulation routine when used with optional ErosLink2 software. Same as HiFreq without ErosLink software.

Out B Rate

HI FREQ - This is a special high frequency mode designed mainly for women. It should be used at lower output levels (only a slight tingle should be felt). This mode is most effective with MA set to the center position. Other MA positions vary the effect on Channel B.

Out B Rate

CLIMB - This mode offers a climbing pulse frequency that gradually grows more intense.

Climb rate

THROB - This mode is a more intense version of Hi Freq. It offers a deep throbbing sensation.

Pulse
Frequency

COMBO - This mode is similar to Waves except the channels can be toggled back and forth at an adjustable rate.

Toggle Speed

THRUST - This popular mode produces a highly erotic thrusting sensation.

Thrust Speed

THUMP - This is mainly a BDSM mode. It provides random "thumps" to the body that are spaced apart and unpredictable. The two channels operate independently.

Thump Rate

RAMP - This is a highly erotic mode that uses multiple synchronized ramps between the two channels. It is best used with both channels connected.

Level
Modulation

STROKE - This mode uses a different waveform than Thrust. It creates a different feel on each stroke. The relative level of this mode might be different than the other modes so use care when switching to and from Stroke.

Stroking Rate

5 — AUTO SHUT OFF and BATTERY OPERATION

The ET232 is turned on and off with the Mode Control. Because it is possible to accidentally turn it on, it is always best to remove the battery before transporting it. If the ET232 is **left in the same mode for more than an hour**, it will partially shut off automatically to help prevent the battery from being drained. To resume operation, simply select a new mode.

If the LEDs flash back and forth in a pattern, the battery is likely low and should be replaced with a fresh alkaline battery.

6 — AC ADAPTER OPERATION

To use the supplied AC adapter, connect the adapter to a 120VAC outlet and plug the low-voltage cable into the jack marked “12 vdc” on the 232. The internal 9 volt battery can be left connected while the adapter is in use.

7 — TIPS FOR SUCCESSFUL E-STIM

If you find yourself turning the level all the way up, something is probably wrong. Most types of electrodes must be thoroughly moist to work properly (except stick on TENS-style electrodes). Electrode gel designed for use with TENS units is best. Some conductive rubber accessories may limit the intensity by design.

Current must always flow between two contacts. Smaller contacts usually feel more intense compared to larger ones. If the contacts used on a given channel are much different in size, most of the sensation will usually be concentrated at the smaller contact.

Keep in mind that electrodes used near muscles may cause powerful muscle contractions at higher settings. Increase levels gradually and use caution if using the ET232 on someone else.

The body gradually adapts to electrostimulation so either more current is required after sustained stimulation or the electrodes should be moved to a fresh area. The wider the variety of stimulation, the slower the body adapts. It's normal for sustained (especially intense) stimulation to leave the area temporarily numb. Keep this in mind depending on what other activities you may have planned. Prolonged numbness is NOT normal. Please refer to pages 2 - 3 “Important Safety Information.”

8 — CARING FOR YOUR ET232

The ET232, like most electronic devices, should be treated with reasonable care. Don't get it wet, drop it, leave it in the sun, etc.

Do not use the ET232 along with or around "violet wand" devices. Their extreme voltages can damage many electronic devices including the ET232.

Remove the battery before traveling with, packing, shipping or storing the ET232 for extended periods.

Do not use solvents or alcohol to clean the unit. Use only a soft cloth. If the unit has been exposed to unusually hot or cold temperatures, let it adjust to room temperature before using it. Keep liquids out of it. Do not attempt to modify or repair the ET232 yourself.

9 — TROUBLESHOOTING

Your ET232 uses high quality components and was carefully tested at the factory. If you're having trouble, consult the following before assuming something is wrong with it:

Unit Stops Working – if the LEDs flash back and forth in a pattern, the battery is likely low and should be replaced (or connect the AC adapter). If you continue to experience the flashing LEDs with a fresh alkaline battery or with the AC adapter connected, contact ErosTek for assistance.

If you experience other problems with your ET232, such as it will not turn on, or is behaving strangely, disconnect the AC adapter, remove the battery, wait a few seconds, and replace the battery. This will reset the device and should restore normal operation.

The audio input is monaural and is designed to be connected to the headphone jack of portable music players, computer headphone jacks, etc. Do not apply more than a 2 volt signal to this jack.

10 — SPECIFICATIONS

Physical:

Height: 4.40" (111 mm)
Width: 3.25" (83 mm)
Thickness: 2.15" (55 mm)
Weight: 0.35 lb (160 g) without battery
0.45 lb (205 g) with 9-volt Duracell® battery

Electrical Inputs:

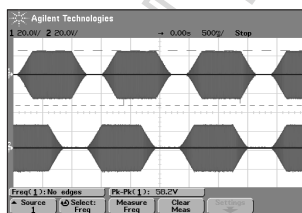
Battery: 9-volt alkaline battery (type 6LR61 or equivalent)
AC Adapter: 12 VDC
400 mA or greater capacity
2.1 mm ID x 5.5 mm OD x 13 mm long
Center positive (+) polarity
Audio Input: Monaural audio input
2.0 volt max RMS

Electrical Outputs:

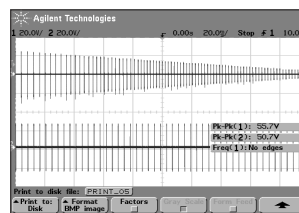
The dynamic nature of each mode and the variables present in electrode selection and placement make precise electrical measurements very difficult, but here goes:

Voltage: \approx 80 volts peak-peak max
Frequency: \approx 300 Hz max
Current: Varies with load
Energy: Duty cycle limited
Safety Features:

- real-time monitoring of output current
- auto shutdown during low voltage or error
- power on self test



Long-term view of outputs showing envelope shapes, ramping and equal time in positive and negative states



Real-Time view of outputs shows narrow pulse widths and bipolar symmetry

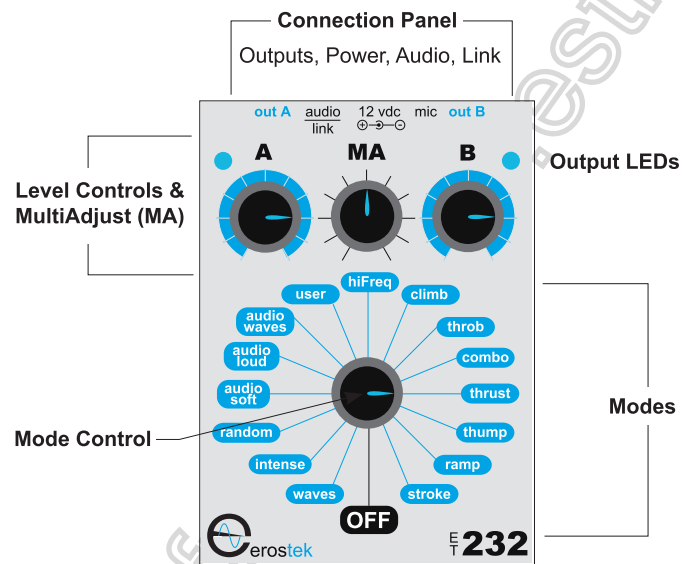
11 — WARRANTY AND CUSTOMER SERVICE

USA Limited Warranty

ErosTek products purchased by customers residing in the USA are warranted against manufacturing defects for one year from the date of purchase by SexTek. This warranty does not cover misuse, abuse, wear and tear, batteries or products which have been disassembled or tampered with. There are no express warranties other than those listed here and no warranties whether express or implied, including, but not limited to, any implied warranties of merchantability or fitness for a particular purpose. No other warranty of any kind, verbal or written, shall bind ErosTek, SexTek and their related companies, members, agents, employees, affiliates and consultants (collectively the "Manufacture"). Further, the Manufacture shall not be liable for direct, indirect, incidental or consequential damages caused by the use, misuse or inability to use the product regardless of the legal theory on which the claim is based. Without limiting the foregoing, Purchaser assumes all risk and liability for loss, damage or injury to Purchaser, others and property arising out of the use, misuse or inability to use the product. Recovery of any kind against the Manufacture shall not exceed the purchase price of the product. Any claim or dispute arising out of, or related to, use of ErosTek products shall be submitted to an independent and objective arbitrator for binding arbitration. Binding arbitration shall be the sole remedy for any warranty dispute or claim and, by acceptance of the Use Agreement, the Purchaser expressly waives their right to file a lawsuit in any civil court seeking remedies from the Manufacture except to enforce a legally binding arbitration decision.

SexTek will repair or replace defective products at no charge as stipulated herein with new or reconditioned parts or products during the warranty period. Contact SexTek for more information on obtaining service. A copy of the dated sales receipt is required for warranty repairs. The customer is responsible for shipping costs and properly packing the unit. Warranty rights vary from state to state. This Limited Warranty shall not extend to anyone other than the original purchaser, is nontransferable and states your exclusive remedy.

12 – FRONT PANEL LAYOUT



Important!

Customers use the ET232 at their own risk understanding the ET232 may be harmful if misused.

Please understand that, given the nature of electro-stimulation, ErosTek cannot be liable for any damage or harm of any kind caused by or related to ErosTek products.

Treat the ET232 like a sharp knife or power tool. It must be used properly or serious injury may result.

Customer Service

If you have comments, questions, or would like to share your thoughts, please check our website for more information and feel free to send e-mail.

Sales/Support:

SexTek

<http://www.sextek.com/support>
email: live.support@sextek.com

Product Info:

ErosTek

<http://www.erostek.com>

© Copyright 2005 ErosTek, All Rights Reserved
Specifications Subject To Change Without Notice
ET232 Rev. 1.3

